



Bravo® pH Monitoring

(actual size)

Instructions from Physician or Nurse:

Do not have an MRI for 30 days.

I cannot have an MRI until: _____
Date

Notes:

For additional information call:



www.givenimaging.com

Copyright ©2001-2010 Given Imaging Ltd. GIVEN, GIVEN & Design, PILLCAM, PILLCAM & Logo, PILLCAM IMAGING CAPSULE & Design, AGILE, RAPID, RAPID ACCESS, ORDERWIN, ORDER WHEN I NEED, FINGERS HOLDING A CAPSULE & Logo, FINGERS HOLDING PILLCAM CAPSULE & Logo, ICCE, ICCE Logos, INTERNATIONAL CONFERENCE ON CAPSULE ENDOSCOPY, VUESPAN, BRAVO PH SYSTEM, BRAVO, and ENDONETICS are Trademarks and/or Registered Trademarks of Given Imaging Ltd., its subsidiaries, and/or affiliates in the United States and/or other countries. All other company or product names are the trademarks or registered trademarks of their respective holders. All rights not expressly granted are reserved.

5-000-258

Bravo® pH Monitoring



For more information, please visit www.givenimaging.com.

Frequently Asked Questions

What are the Benefits of the Bravo pH Monitoring Procedure?

The Bravo pH monitoring procedure is catheter-free so you are free to move about as long as you stay within three feet or approximately one meter of the receiver. You can bathe and get a restful night's sleep because you can place the receiver outside the shower or on your nightstand, and the test will not be interrupted.

Will the Test Restrict My Diet and Activities?

No, one of the added benefits of the capsule is that it is so small that you may eat normally and go about your daily routine.

What Happens to the Capsule after the Test?

Several days after the test, the capsule naturally falls off the wall of the esophagus and passes through your digestive tract.

Is the Bravo pH Monitoring Procedure a Good Solution for Everyone?

Bravo pH monitoring is not for everyone. Risks include: premature detachment, discomfort, failure to detach, tears in the mucosa, bleeding, and perforation. Endoscopic or transnasal placement may present additional risks. Medical, endoscopic, or surgical intervention may be necessary to address any of these complications, should they occur. Please consult your physician or refer to www.givenimaging.com for detailed information.

Bravo® pH Monitoring | A patient-friendly test for GERD

Why Test for GERD?

Do you have frequent indigestion or a burning sensation in the center of your chest? Do you regularly get sour or bitter-tasting fluids in your throat or mouth? Do you avoid lying flat or bending over to prevent acid from backing up into your throat?



If you answered “yes” to any of these questions, you might have chronic (more than twice per week) heartburn or GERD (gastroesophageal reflux disease). The heartburn may be so severe that it interferes with your daily routine.

Frequent or chronic heartburn may be associated with a more serious problem known as GERD. Damage caused by GERD can lead to more serious medical problems such as difficulty in swallowing (dysphagia), narrowing of the esophagus (strictures), or Barrett’s esophagus.

Now, there is a minimally invasive test for evaluation of heartburn or related symptoms—it’s called Bravo pH monitoring. Your doctor will analyze results from this test to determine what is causing your symptoms and the best treatment to prescribe for you.

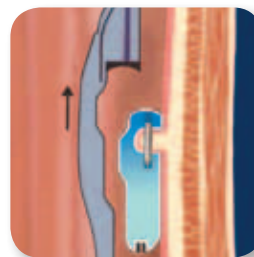
What is Bravo® pH Monitoring?

Bravo pH monitoring is a patient-friendly test for identifying the cause of heartburn. This test allows your doctor to evaluate your heartburn symptoms to determine the frequency and duration of acid coming up into your esophagus and to confirm if your condition may be GERD.

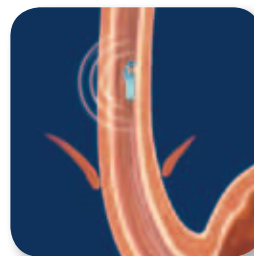
The test involves a miniature pH capsule, approximately the size of a gelcap, that is attached to your esophagus. Through-out the test period, the Bravo pH capsule measures the pH in the esophagus and transmits this information to a small receiver worn on your belt or waistband just like a pager or mobile phone.



The doctor places a Bravo capsule in your esophagus.



Capsule is pinned to the esophageal wall and the delivery device is removed.




Capsule immediately begins transmitting pH data.


IMPORTANT REMINDER: This brochure provides general information only and should not be used as a definitive basis for diagnosis or treatment in any particular case. It is very important that you consult your doctor about your specific condition.

What Can I Expect During the Procedure?

The capsule takes only moments to place in the esophagus. Then, the test period lasts 48 hours or more, depending on what your doctor requests.



The test is catheter-free.¹ The capsule is small so you may eat normally and go about your daily routine. Some patients say they have a vague sensation that “something” is in their esophagus. Some patients say they feel the capsule when they eat or when food passes the capsule. Should you experience this, chewing food carefully and drinking liquids may minimize this sensation.



You will be given a diary to write down the times when you have reflux symptoms (for example, coughing, heartburn, regurgitation), when eating or when lying down.

After the test is completed, you return the diary and the Bravo Receiver to your doctor. The test data is then uploaded to a computer, and analyzed by your doctor to diagnose your condition.

¹Meaning no tube or wire remains in your nose or mouth after placement of the capsule.